

You can find out who is logged in to a device from the 'Device List' and 'Antivirus' interfaces:

- Open Endpoint Manager > Click 'Devices' > 'Device List'

OR

- Open Endpoint Manager > Click 'Security Sub-Systems' > 'Antivirus' > 'Device List'

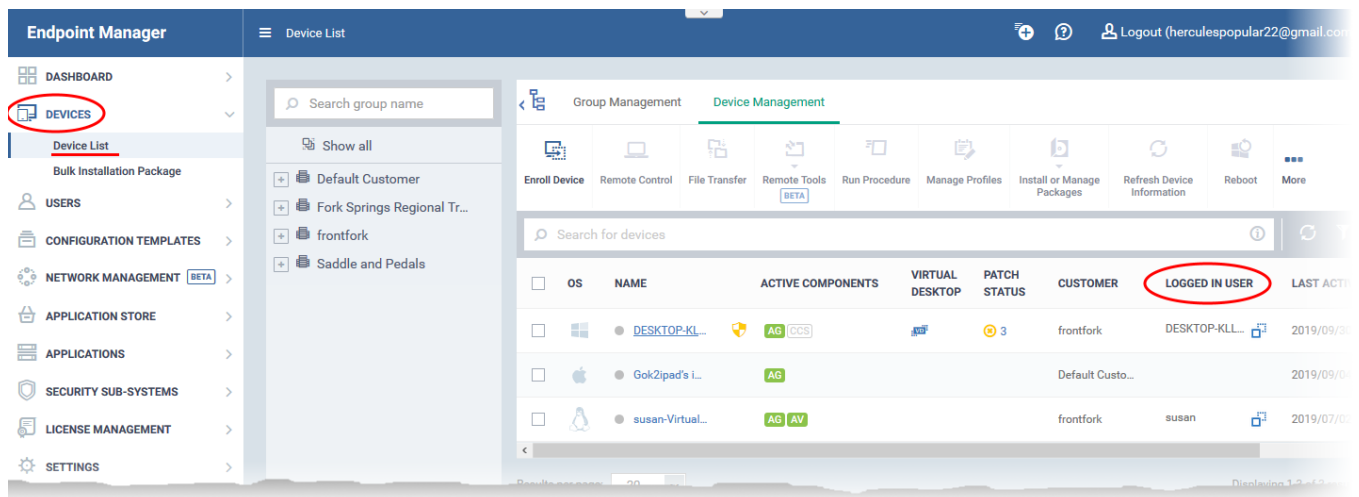
Click the following links for more details on each method:

[Device list interface](#)

[Antivirus interface](#)

## Device List interface

- Open Endpoint Manager
  - Click 'Devices' > 'Device List'
  - Click the 'Device Management' tab above the main configuration pane
    - Select a company or group to view only their devices
- OR
- Select 'Show all' to view every device enrolled to Endpoint Manager
  - The 'Logged in user' column shows who is currently signed-in to the device:



## Antivirus interface

- Open Endpoint Manager
- Click 'Security Sub-Systems' > 'Antivirus'
- Select the 'Device List' tab
  - Select a company or group to view only their devices



OR

- Select 'Show all' to view every device enrolled to Endpoint Manager

The screenshot shows the Endpoint Manager interface. On the left, the 'Antivirus' option is selected under 'SECURITY SUB-SYSTEMS'. The main panel displays the 'Device List' tab, which includes a search bar and a 'Show all' button. Below this is a table of devices with the following columns: OS, NAME, LOGGED IN USER, ANTIVIRUS DB STATE, ANTIVIRUS DB VERSION, ANTIVIRUS DB DATE, RUN BY, SCAN TYPE, SCAN STATE, SCAN DATE, and MALWARE STATUS. The table lists several devices, including 'ame', 'bala krishnan', 'Default Customer', 'fdsdcfsvdv', 'hussey', 'infotech', 'Sky corporation', and 'Sowmya'. The 'Logged in User' column shows various users, some with domain names like 'DESKTOP-7...' and 'DESKTOP-1...'. The 'Antivirus DB State' column shows 'Updated', 'Failed', 'Updating', 'Empty DB', and 'Unknown'.

The 'Logged in user' column shows who is currently signed-in to the device.

- The username is prefixed with the active directory (AD) domain, workgroup, or individual device that the user is logged-in to:
- **Active Directory** - Name is shown as <AD domain name>/<user name>
- **Workgroup** - Name is shown as <workgroup name>/<user name>
- **No network** - Name is shown as <device name>/<user name>

 Click the  icon to copy the username to the clipboard.

Note. The logged-in user is not necessarily the device 'owner' (the person to whom the device is assigned in the Endpoint Manager).