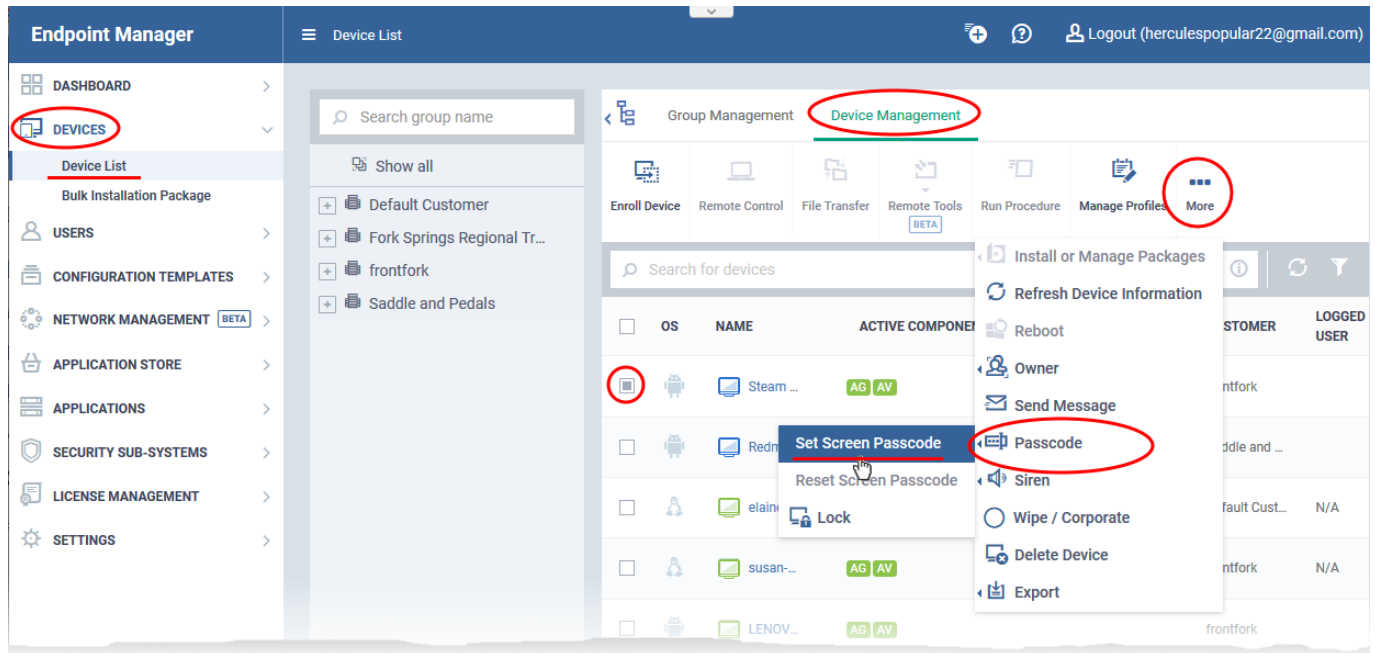


Click 'Devices' > 'Device List' > 'Device Management' > Select an Android, iOS or Mac device > Click 'Passcode'

- Endpoint Manager lets you remotely lock Android, iOS and Mac devices
- This is useful to protect personal and corporate data if the device gets lost or stolen
- You can also change the passcode if required



See the following links for more help:

[Remotely lock a device](#)

[Remotely lock and set a passcode](#)

[Send passcode reset command](#)

- **Set Screen Passcode** - Create a new screenlock passcode (a password string or a PIN). You need to share the created passcode to the user. The user should use only the new passcode to unlock the device. Applies only to Android devices
- **Reset Screen Passcode** - Sends a screen passcode reset command to the devices. The users are prompted to create a new passcode on their devices. Applies to Android and iOS devices.

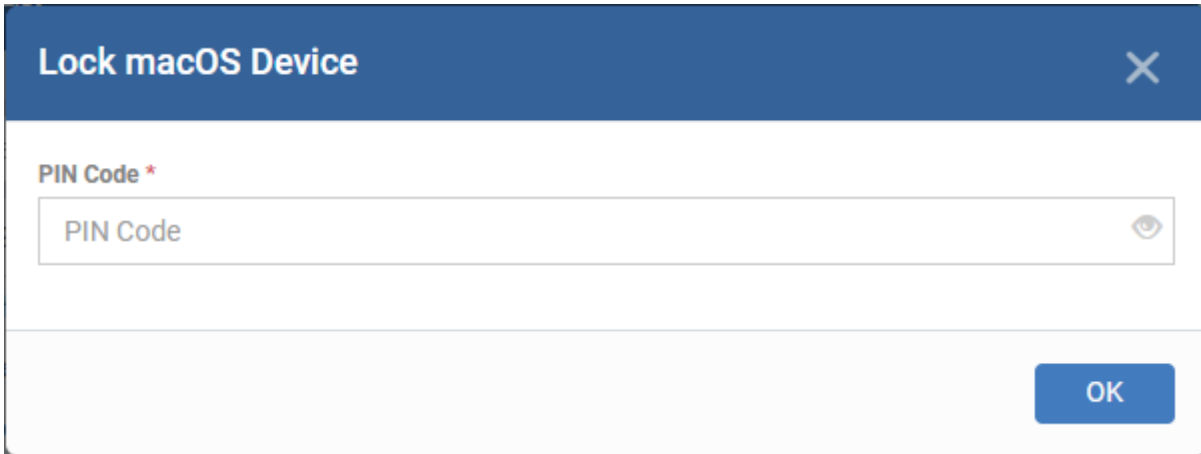
### Remotely lock a device

- Login to ITarian
- Click 'Applications' > 'Endpoint Manager'
- Select an Android, iOS or a Mac OS device
- Click the 'Passcode' button (or click 'More' > 'Passcode')

- Choose 'Lock'

**Android and iOS devices** - EM locks the device immediately. User need to enter the existing passcode to open the device.

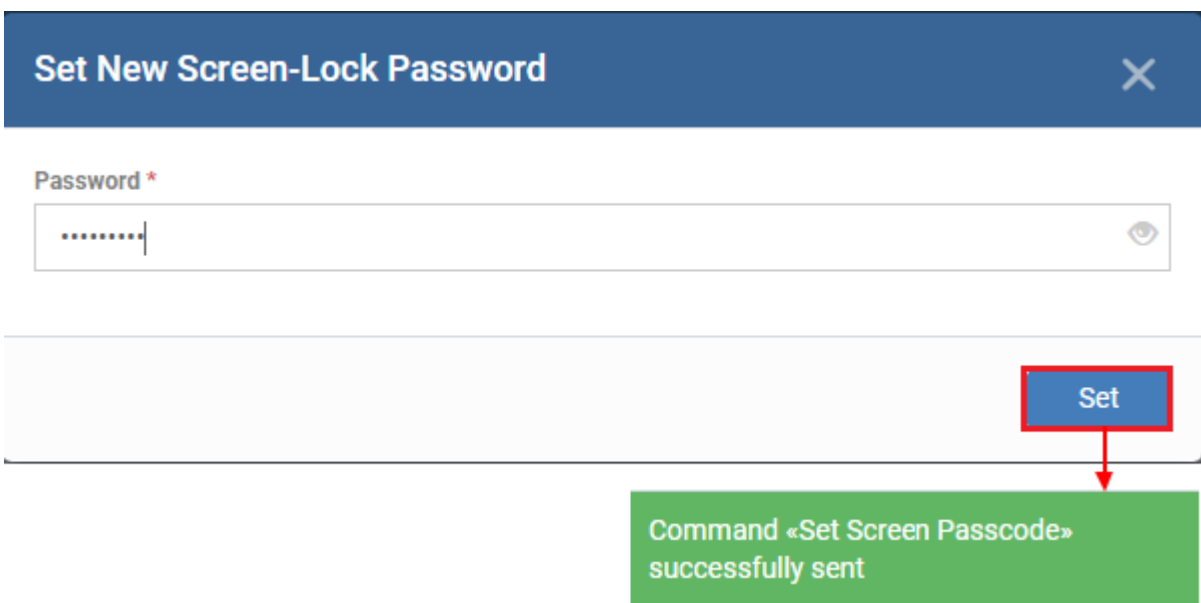
**Mac OS device** – You need to specify a new passcode before the device will lock:



- Click 'OK'
- Communicate the new passcode to the user
- The user needs to enter the new passcode to access their device

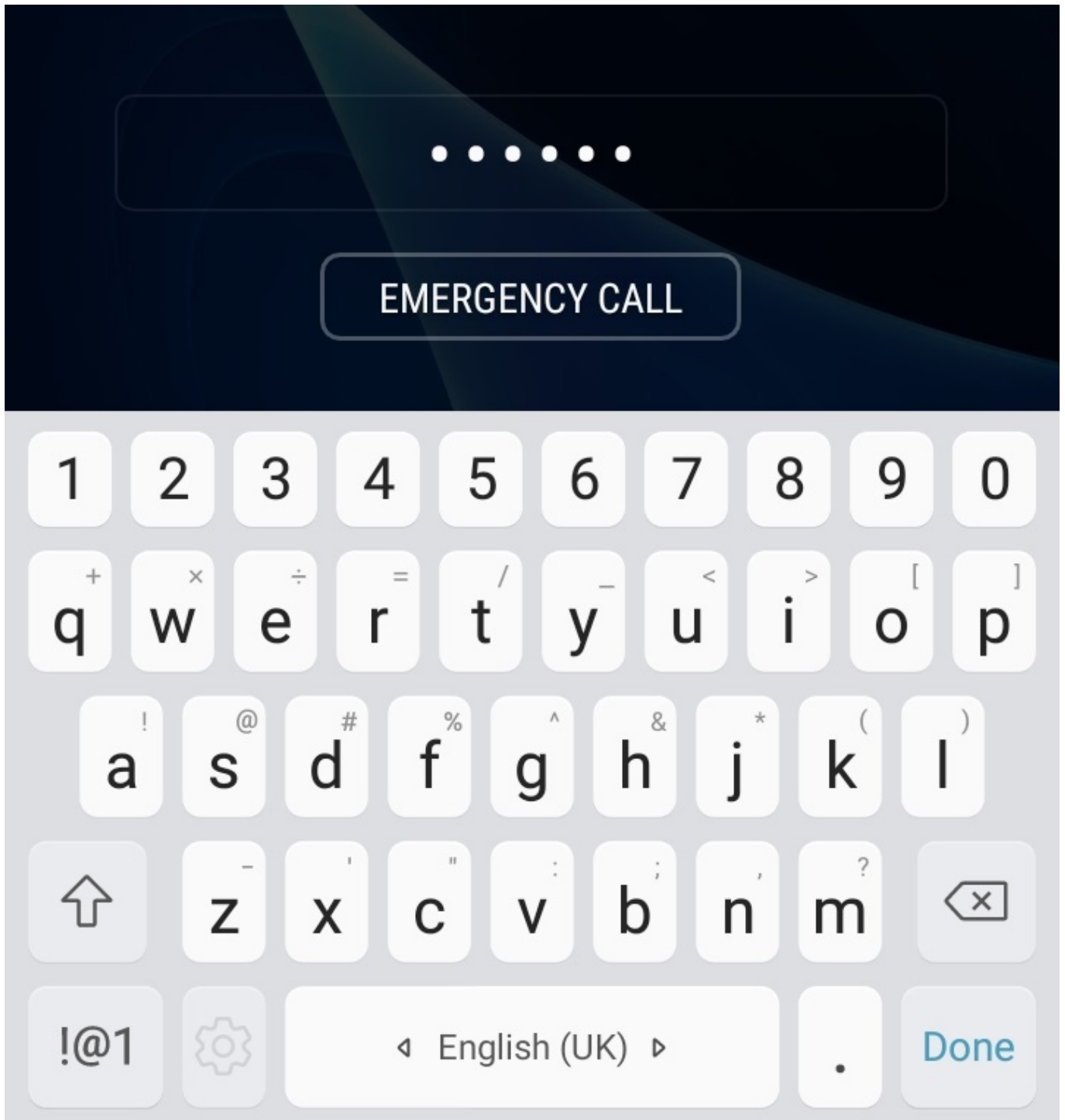
#### Remotely lock and set a passcode

- Login to ITarian
- Click 'Applications' > 'Endpoint Manager'
- Select an Android device
- Click 'Passcode' on the top (or click 'More' > 'Passcode')
- Choose 'Set Screen Passcode'



- Enter a passcode of length 4 – 16 characters
- Click 'Set'
- Communicate the new passcode to the user

The device is locked until the user enters the new passcode.

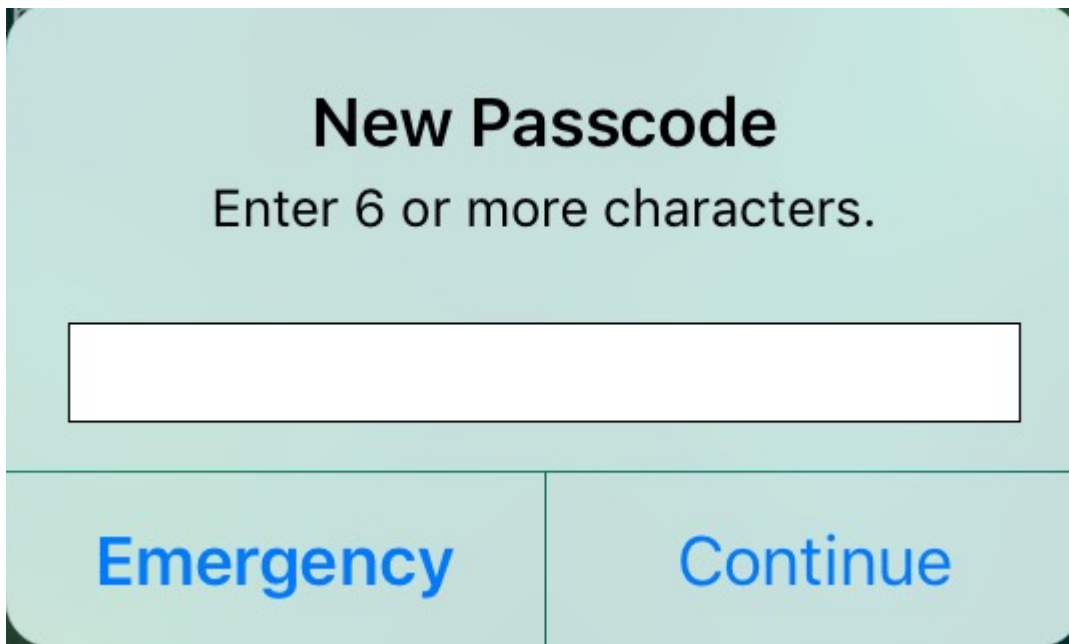


#### Send passcode reset command

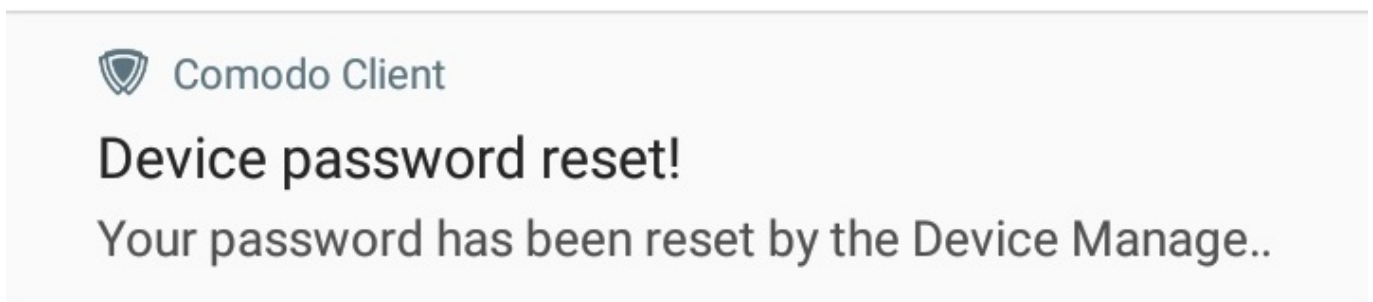
- Login to ITarian

- Click 'Applications' > 'Endpoint Manager'
- Select an Android or iOS device
- Click 'Passcode' on the top (or click 'More' > 'Passcode')
- Choose 'Reset Screen Passcode'

**iOS Device** - The user is prompted to enter a new passcode:



**Android Device** - The existing password is immediately reset.



The user can choose to create a new passcode (optional)